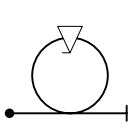
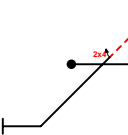
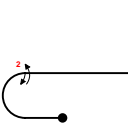
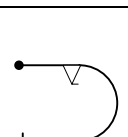
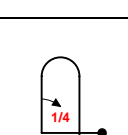
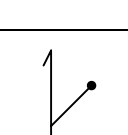
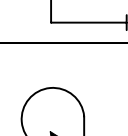
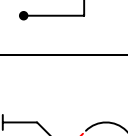



Intermediate (AUS)

2015

Form A

Pilot ID	Intermediate Known									Flight #
----------	--------------------	--	--	--	--	--	--	--	--	----------

No	Symbol	Cat. No.	K	Total K	Example marks:		Remarks	Pos	Item	K	Grade		
					[7]	[5]					[0]	[0]	
					Zeros and Averages:								
					[H]	[Z]	[P]	[Z]	[A]	[V]			
1		7.4.1.1 9.9.3.4	10 11	21 [SF 04]					Framing	15			
2		1.2.7.1 9.4.4.2	13 5	18 [SF 07]					Fig K	Total K			
									185	200	Penalties		
									Too Low				
									Disqual Fig				
									Too High				
									Outs				
									Interruptions				
									Insertions				
									Missed Slot				
									Trg Violation				
									Faulty Wing Rocks				
									Final Freestyle				
									Duration	Min	Sec		
									Judges Details				
									Signature				
									Name				
									Number				
3		7.2.2.1 9.1.3.2 9.2.3.4	6 4 9	19 [SF 07]									
4		7.2.3.3 9.9.3.2	6 11	17 [SF 04]									
5		8.4.1.1 9.1.1.1	13 6	19 [SF 07]									
6		5.2.1.1 9.8.5.1	17 3	20 [SF 05]									
7		8.6.1.1 9.1.3.4	11 8	19 [SF 07]									
8		7.3.2.1 9.9.2.2 9.2.2.4	14 13 11	38 [SF 04]									
9		2.1.2.1	14	14 [SF 02]									



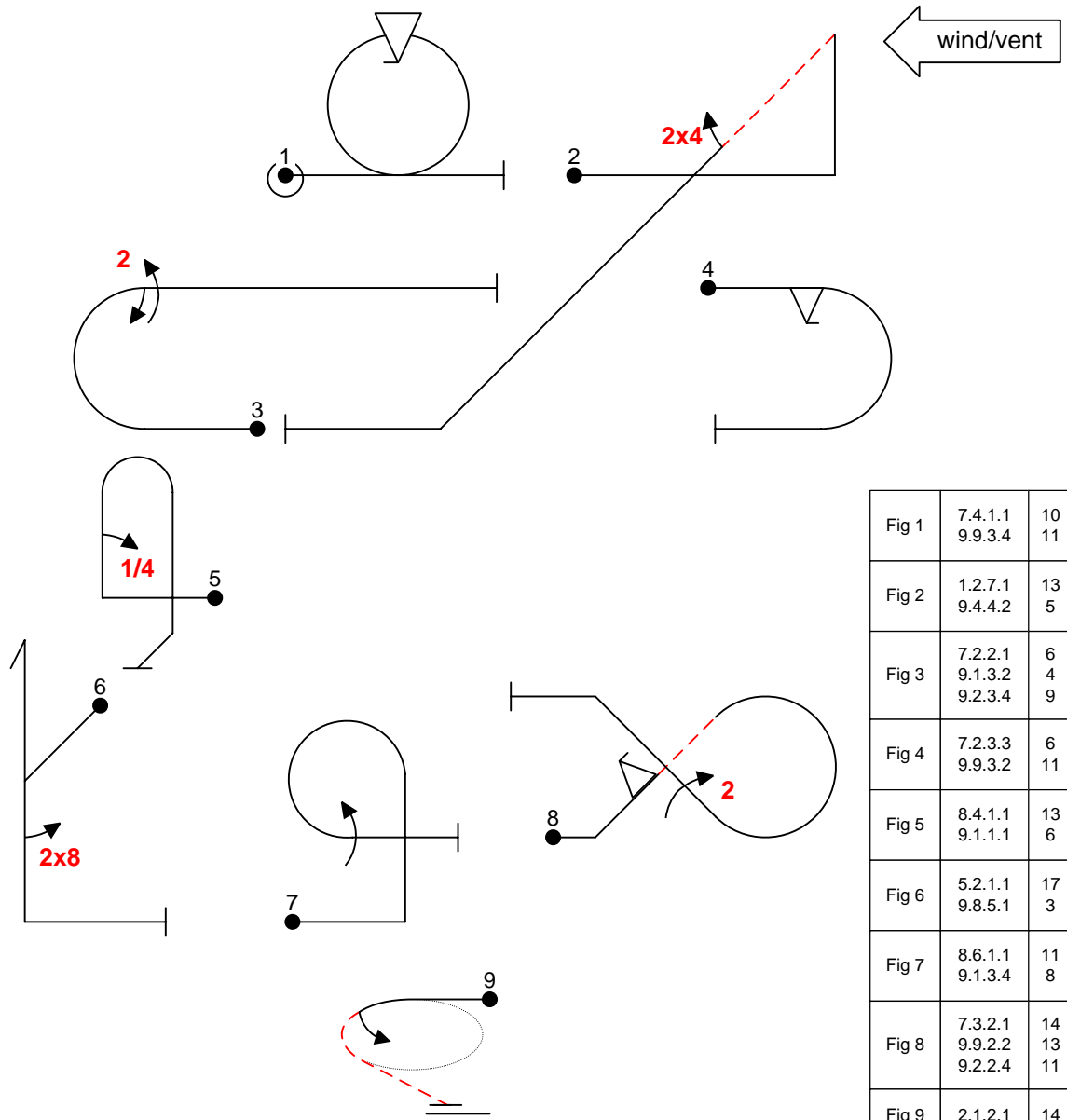


Fig 1	7.4.1.1 9.9.3.4	10 11	21
Fig 2	1.2.7.1 9.4.4.2	13 5	18
Fig 3	7.2.2.1 9.1.3.2 9.2.3.4	6 4 9	19
Fig 4	7.2.3.3 9.9.3.2	6 11	17
Fig 5	8.4.1.1 9.1.1.1	13 6	19
Fig 6	5.2.1.1 9.8.5.1	17 3	20
Fig 7	8.6.1.1 9.1.3.4	11 8	19
Fig 8	7.3.2.1 9.9.2.2 9.2.2.4	14 13 11	38
Fig 9	2.1.2.1	14	14
<b>Total K = 185</b>			

\_\_\_\_\_  
 \_\_\_\_\_  
 \_\_\_\_\_  
 Pilot  
 A/C



<b>Intermediate (AUS)</b>		<b>2015</b>	<b>FORM C</b>
Pilot ID #	<b>Intermediate Known</b>		Flight #

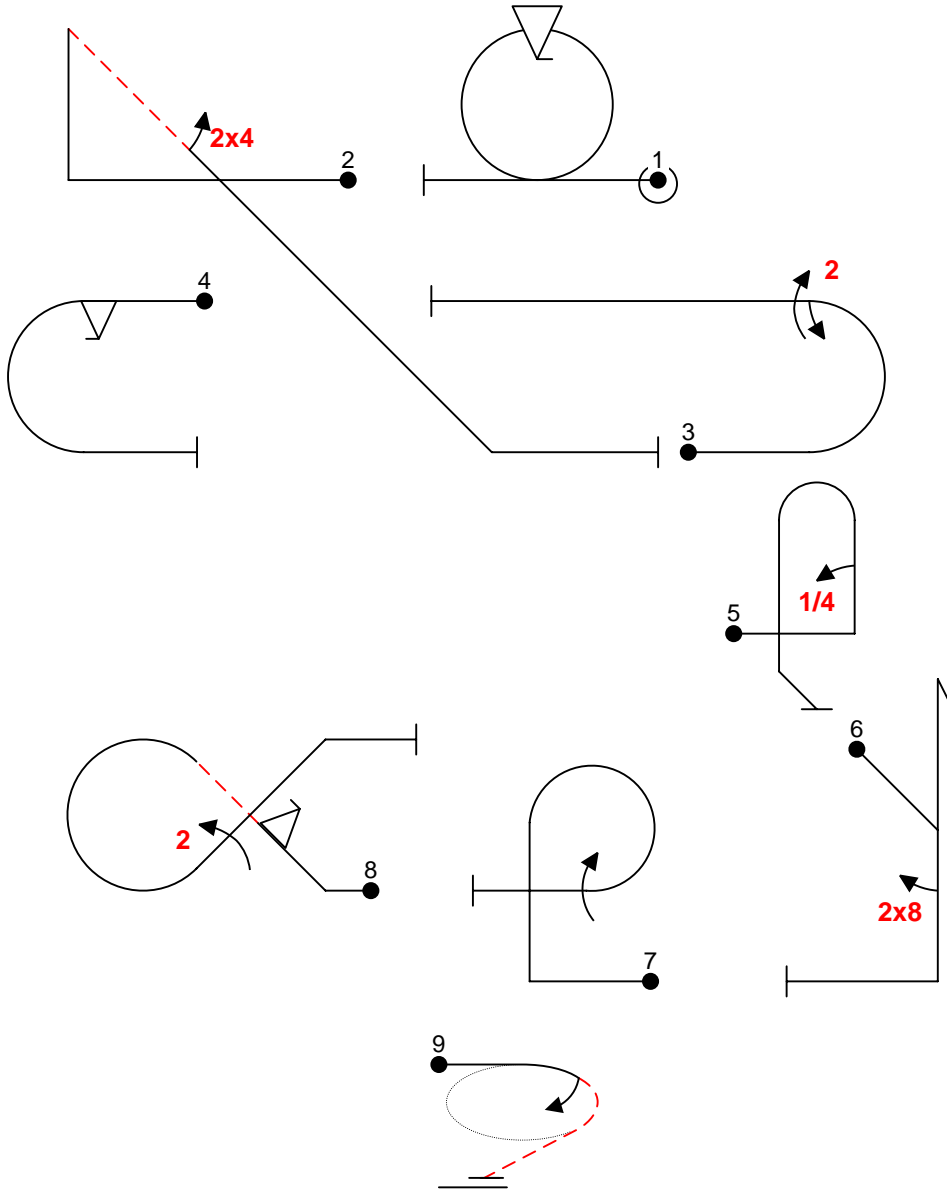
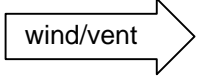


Fig 1	7.4.1.1 9.9.3.4	10 11	21
Fig 2	1.2.7.1 9.4.4.2	13 5	18
Fig 3	7.2.2.1 9.1.3.2 9.2.3.4	6 4 9	19
Fig 4	7.2.3.3 9.9.3.2	6 11	17
Fig 5	8.4.1.1 9.1.1.1	13 6	19
Fig 6	5.2.1.1 9.8.5.1	17 3	20
Fig 7	8.6.1.1 9.1.3.4	11 8	19
Fig 8	7.3.2.1 9.9.2.2 9.2.2.4	14 13 11	38
Fig 9	2.1.2.1	14	14

**Total K = 185**

\_\_\_\_\_  
 \_\_\_\_\_  
 \_\_\_\_\_  
 pilot  
 A/C

